



Residential Product Line

Quality People. Quality Products.



Welcome to Haas Door, a family owned and operated company. We value our customers and manufacture our garage doors with the highest quality workmanship and raw materials.

Our method is simple. We hire quality people driven to produce quality products. We call ourselves "The Haas Door Family" and that's the way we operate.

As you read forward, allow us to open a door to endless possibilities for you!

haasdoor.com



Contents

5000 Series	p 2-3
Insulated Aluminum / 2" thick / R-17.66	
Insulated Aluminum / 1¾" thick / R-16.18	
American Tradition Series™	p 4-9
Carriage House Models	
Insulated Steel / 2" thick / R-13.45	
Residential Aluminum 360 Series	p 10-11
Full View Aluminum / 2" thick	
2000 Series	p 12-13
Insulated Steel / 2" thick / R-17.66	
700 Series	p 14-15
Insulated Steel / 1¾" thick / R-16.18	
600 Series	p 16-17
Insulated Steel / 1½" thick / R-13.45	
2400 Series	p 18-19
24 Gauge Steel / 2" thick / R-7.45 Available	
2500 Series	p 20-21
25 Gauge Steel / 2" thick / R-7.45 Available	
Wood Collection	p 22-23
Mahogany, Ash, Am. Walnut & English Oak	
Panel Options & Color Options	p 24
Residential Warranty and Product Gauge Information	p 25
Wind Load & Accessories	p 25
SelectView Options	p 26
Glass Options	p 27
Window Options	p 28-31
Quality & Environmental Commitment	p 32-33

Create your garage door and view it on your home at haascreate.com



5210/5710 in Trinar® polar white



INSULATED ALUMINUM
5000
Series

5000 Series / 2" or 1 3/4" thick / R-17.66 or 16.18

A Superior Alternative

Mother Nature throws some pretty nasty weather at your home. That's why Haas Door created the 5000 Series: the strength of an insulated garage door combined with long-lasting and corrosion-resistant aluminum. Filled with dense CFC/HCFC-free polyurethane foam insulation, 5200 models are 2 inches thick with a calculated R-value of 17.66, while 5700 models are 1 3/4 inches thick and have a calculated R-value of 16.18.

5000 Series doors feature a tough, durable and weather-resistant Trinar® paint finish, that carries a 35 year finish warranty. Exposed for decades at weathering facilities in South Florida and other locations around the world, testing has proven Trinar® paints are more than capable of withstanding the degrading effects of weather extremes from the equator to the arctic. Backed by a limited lifetime warranty, the 5000 series is built to last while providing distinction and style.



5280/5780 in Trinar® almond with cathedral windows




5270/5770 in Trinar® polar white with prairie windows

Available Colors




Trinar® Polar White



Trinar® Almond



Flush Stucco
Model 5210 (2" thick R-17.66)
Model 5710 (1 3/4" thick R-16.18)
Decorative Windows p28
Carriage Windows p29
Ranch Windows p30
TL Windows p30
Standard Windows p31



V-Groove Stucco
Model 5212 (2" thick R-17.66)
Model 5712 (1 3/4" thick R-16.18)
TL Windows p30



Raised Ranch Stucco Panel
Model 5270 (2" thick R-17.66)
Model 5770 (1 3/4" thick R-16.18)
Decorative Windows p28
Ranch Windows p30




Raised Standard Stucco Panel
Model 5280 (2" thick R-17.66)
Model 5780 (1 3/4" thick R-16.18)
Decorative Windows p28
Standard Windows p31



5200

A **Full Thermal Break** is used in the tongue-and-groove construction of all 5000 series doors. This rigid vinyl extrusion seals the joints and eliminates metal-to-metal contact, which limits the transfer of temperature.



5700

5200 series doors include **Air Infiltration Seals**, which exceed the ASHRAE 90.1 Standard when installed with standard bottom seal and commonly available rigid/flexible vinyl door stop.

R-Value
17.66

R-Value
16.18

920 in english oak with 3-pane windows



921 in bronze with brown overlays, 3-pane windows, handles and hinges



931 in mahogany



942 in hunter green



921 in polar white with white overlays, 6-pane Rain/Frosted windows, handles and hinges



Timeless Beauty.

There are some things that never go out of style. They are timeless; they are classic. That is what Haas Door had in mind when we designed our American Tradition Series™ garage doors. Imagine the beauty of the 1800's carriage house—the tall rooflines, the warm gaslights, and the elegant handcrafted wooden doors detailed with wrought iron hardware.

At Haas Door, we have taken all the elegance of the original wooden carriage house door and updated it into a beautifully wood grain embossed door. Our handcrafted process uses modern technology and 21st century materials. Backed by a Lifetime Limited Warranty, American Tradition Series™ doors are the ideal choice to add the style and appeal of a genuine carriage house door that provides a stronger barrier to the elements than wood.





921 in gray with white overlays, 3-pane windows, handles and hinges



930 in polar white with double arch 8-pane windows




952 in polar white with solid arch



931 in almond with single arch 6-pane windows

Enjoy the handcrafted quality and rich traditional carriage house style without the maintenance of wood. The American Tradition Series™ doors contain CFC/HCFC-free polyurethane insulation with a calculated R-value of 13.45. They are available in thirteen solid and four wood grain base colors. Overlay boards are glued and pinned to the door and are available in the thirteen base colors, with an option to mix and match. (example: almond boards on a sandstone door) Four wood grain overlays are also available.


Solid Base Colors



Cool Black



Hunter Green



Polar White



Gray



Almond



Trinar® Brown



Sahara Tan



Bronze




Trinar® Beige




Sandstone



Brown




Trinar® White



Charcoal


Solid Overlay Colors




Cool Black



Hunter Green




White




Gray




Almond




Trinar® Brown




Sahara Tan




Bronze




Trinar® Beige



Sandstone



Brown




Charcoal

Wood Grain Base Colors



Mahogany



Ash




American Walnut



English Oak

Wood Grain Overlay Colors


Color Note: Wood grain overlays are handcrafted and can vary slightly in color like real wood.



Mahogany



Ash



American Walnut



English Oak

Top Section Window Designs



Glazed Arch 3-Pane



Glazed Arch 4-Pane



Glazed Arch 6-Pane



Glazed Arch 8-Pane



Glazed Arch



Solid Arch



Glazed 3-Pane



Glazed 4-Pane



Glazed 6-Pane



Glazed 8-Pane



Glazed



Solid

Glass Options

Insulated - 1/2" tempered (optional)



Clear/Clear



Aqua/Clear



Rain/Clear



Light Gray/Clear



Dark Gray/Clear



Bronze/Clear



Clear/Frosted



Aqua/Frosted



Rain/Frosted



Light Gray/Frosted



Dark Gray/Frosted



Bronze/Frosted



Clear/Low-E



Clear/Solar Ban



Dark Gray/Dark Gray

Non-Insulated - 1/8" tempered (standard)



Clear



Aqua



Rain



Light Gray



Dark Gray



Bronze



Frosted



Clear Lexan



Obscure

Single Door Designs



920 Plain (930 Arch)



940 Plain (950 Arch)



921 Plain (931 Arch)



941 Plain (951 Arch)



922 Plain (932 Arch)



942 Plain (952 Arch)



940 in cool black with 8-pane windows




922 in sandstone with 6-pane windows

Double Door Designs



920 Plain (930 Arch)



922 Plain (932 Arch)



941 Plain (951 Arch)



921 Plain (931 Arch)



940 Plain (950 Arch)



942 Plain (952 Arch)

Decorative Hardware



Hinges (optional)



Handles (standard)



920 in polar white with 8-pane windows and handles

RA 360 in colony maple rails with 1/4" laminated frosted glass



RA 360 in charcoal rails with 1/4" laminated frosted glass




RA 360 in clear anodized rails with 1/4" laminated frosted glass




RA 360 in national walnut rails with matching solid panels and 1/4" laminated frosted glass


Available Aluminum Colors




Clear Anodized




Dark Bronze Anodized




Black Anodized




Brushed Aluminum




Polar White




Almond




Sahara Tan




Sandstone




Brown




Hunter Green




Gray



Painted Bronze




Charcoal



Painted Black

Matching solid panels also available for all colors.

Available Powder Coated Wood Grain Colors



Oregon Douglas



National Oak



American Douglas



Knotty Pine




Colony Maple




European Cherry



Antique Cherry




Heritage Maple



Harvest Oak




Coffee




Cherry with Flame



National Cherry



Spiced Walnut



Black Walnut

Due to the printing process, colors may vary. For an accurate color match, contact your Haas Door dealer.

360 RESIDENTIAL ALUMINUM SERIES

RA 360 Series / 1 3/4" thick

Contemporary Style.

Take your home to a new level of sophistication with a 360 Series residential aluminum garage door from Haas Door. Each door is hand crafted and will add a modern contemporary look to any home. These doors feature a clean, sophisticated straight line look that is not only architecturally pleasing but will further enhance the elegance of your home.

Manufactured with rust and corrosion free commercial grade aluminum, each 360 Series door is built with tongue and groove section joints that will remain strong and durable for the life of the door.

The 360 series is available in ten painted finishes, along with three anodized colors, and 14 powder coated wood grain options. Custom-matched color and custom powder coating is also available. Glass options include 1/8 inch tempered, 1/4 inch laminate or 1/2 inch insulated tempered glass available in a variety of styles. Matching solid panels are also an option.

Add a new level of elegance to your home by installing a Haas 360 Series garage door today. Watch as your neighbors take notice of the clean, sophisticated and contemporary look. For more information, please visit our website: www.haasdoor.com

2000 series

2000 Series / 2" thick / R-17.66



2073 in sahara tan with colonial windows



2060 in ash uni-directional with 3-pane windows, hinges and handles



2080 in cool black with colonial windows



2010 in bronze



2064 in mahogany uni-directional with 3-pane arch windows, hinges and handles



2080 in charcoal with colonial windows


Built to Last.

The 2000 Series residential garage doors are not just beautiful, but are among the most energy efficient doors in the market, featuring a calculated R-value of 17.66. The 2000 Series doors are 2 inches thick, manufactured with heavy gauge galvanized steel that incorporates the look of embossed wood grain, and filled with dense CFC/HCFC-free polyurethane foam insulation.

A full line of panel styles and window options are also available. Quality, service, and pride in workmanship are what make Haas doors the best value available on the market. So much so, that each door is backed by a Lifetime Limited Warranty. Imagine the curb appeal our 2000 Series doors will add to your home!

R-Value
17.66

2000 series doors include **Air Infiltration Seals**, which exceed the ASHRAE 90.1 Standard when installed with standard bottom seal and commonly available rigid/flexible vinyl door stop.



A **Full Thermal Break** is used in the tongue-and-groove construction. This rigid vinyl extrusion seals the joints and eliminates metal-to-metal contact, which limits the transfer of temperature.



Flush Model 2010
All colors except Bi-Directional wood grains
Decorative Windows p28
Carriage Windows p29
Ranch Windows p30
TL Windows p30
Standard Windows p31

V-Groove Model 2012
All colors except Bi-Directional wood grains
TL Windows p30

Ribbed Short Panel Model 2060
All colors
Decorative Windows p28
Carriage Windows p29

Model 2072
All colors
Decorative Windows p28
Ranch Windows p30

Model 2082
All colors
Decorative Windows p28
Standard Windows p31

Recessed Short Panel Model 2061
All colors
Decorative Windows p28
Carriage Windows p29

Model 2071
All colors
Decorative Windows p28
Ranch Windows p30

Model 2081
All colors
Decorative Windows p28
Standard Windows p31

Ribbed Long Panel Model 2064
All colors
Decorative Windows p28
Carriage Windows p29

Model 2074
All colors
Decorative Windows p28
Ranch Windows p30

Recessed Long Panel Model 2063
All colors
Decorative Windows p28
Carriage Windows p29

Model 2073
All colors
Decorative Windows p28
Ranch Windows p30

(Model 2063 and 2073 are not available in 24" sections)

Raised Ranch Panel Model 2070
All colors
Decorative Windows p28
Ranch Windows p30

Raised Standard Panel Model 2080
All colors
Decorative Windows p28
Standard Windows p31

Sculptured Raised Panel Model 2090
All colors
Decorative Windows p28
Standard Windows p31

For more details on wood grain colors, see pg 22-23.

700 Series

700 Series / 1 3/4" thick / R-16.18



760 in mahogany uni-directional with 6-pane windows, hinges and handles



760 in american walnut bi-directional, hinges and handles



764 in Trinar® beige with 3-pane windows, hinges and handles



761 in polar white with 3-pane windows, hinges and handles



764 in sandstone with 6-pane arch windows

Instant Curb Appeal.

The 700 Series Residential Garage Doors from Haas Door are made with heavy gauge galvanized steel and embossed with a deep wood grain. Combined with 1 3/4" thick, CFC/HCFC-free polyurethane, the 700 series is engineered for maximum energy efficiency and years of maintenance free use. A full range of color and window options, plus Limited Lifetime Warranty make the 700 series the ideal choice to add beauty and value to your home. For more information, please visit our website at www.haasdoor.com.

R-Value
16.18



Flush Model 710
All colors except Bi-Directional wood grains
Decorative Windows p28
Carriage Windows p29
Ranch Windows p30
TL Windows p30
Standard Windows p31

V-Groove Model 712
All colors except Bi-Directional wood grains
TL Windows p30

Ribbed Short Panel Model 760
All colors
Decorative Windows p28
Carriage Windows p29

Model 772
All colors
Decorative Windows p28
Ranch Windows p30

Model 782
All colors
Decorative Windows p28
Standard Windows p31

Recessed Short Panel Model 761
All colors
Decorative Windows p28
Carriage Windows p29

Model 771
All colors
Decorative Windows p28
Ranch Windows p30

Model 781
All colors
Decorative Windows p28
Standard Windows p31

Ribbed Long Panel Model 764
All colors
Decorative Windows p28
Carriage Windows p29

Model 774
All colors
Decorative Windows p28
Ranch Windows p30

Recessed Long Panel Model 763
All colors
Decorative Windows p28
Carriage Windows p29


Model 773
All colors
Decorative Windows p28
Ranch Windows p30

(Model 763 and 773 are not available in 24" sections)

Raised Ranch Panel Model 770
All colors
Decorative Windows p28
Ranch Windows p30

Raised Standard Panel Model 780
All colors
Decorative Windows p28
Standard Windows p31

Sculptured Raised Panel Model 790
All colors
Decorative Windows p28
Standard Windows p31



A Full Thermal Break is used in the tongue-and-groove construction of all 700 series doors. This rigid vinyl extrusion seals the joints and eliminates metal-to-metal contact, which limits the transfer of temperature.

For more details on wood grain colors, see pg 22-23.



664 in charcoal with 3-pane double arch windows



674 in saharan tan with prairie windows, hinges and handles



660 in sandstone with 6-pane windows, hinges and handles



660 in american walnut bi-directional with 3-pane windows



680 in ash uni-directional

600 Series

600 Series / 1 3/8" thick / R-13.45

Make a Statement.


The 600 Series combines the look of deep embossed wood grain with the strength and durability of heavy gauge galvanized steel for years of virtually maintenance free use without the worry of warping, cracking, or rotting. This series provides maximum energy efficiency with 1 3/8" thick, CFC/HCFC-free, polyurethane insulation that provides more than five times the insulating value of wood. Backed by a Limited Lifetime Warranty, the 600 Series is ideal in all climates and offers a full range of color and window options. Adding beauty and value to your home has never been so easy!

R-Value
13.45



- Flush Model 610**
All colors except Bi-Directional wood grains
Decorative Windows p28
Carriage Windows p29
Ranch Windows p30
TL Windows p30
Standard Windows p31
- V-Groove Model 612**
All colors except Bi-Directional wood grains
TL Windows p30
- Ribbed Short Panel Model 660**
All colors
Decorative Windows p28
Carriage Windows p29
Model 672
All colors
Decorative Windows p28
Ranch Windows p30
Model 682
All colors
Decorative Windows p28
Standard Windows p31
- Recessed Short Panel Model 661**
All colors
Decorative Windows p28
Carriage Windows p29
Model 671
All colors
Decorative Windows p28
Ranch Windows p30
Model 681
All colors
Decorative Windows p28
Standard Windows p31
- Ribbed Long Panel Model 664**
All colors
Decorative Windows p28
Carriage Windows p29
Model 674
All colors
Decorative Windows p28
Ranch Windows p30
- Recessed Long Panel Model 663**
All colors
Decorative Windows p28
Carriage Windows p29
Model 673
All colors
Decorative Windows p28
Ranch Windows p30
(Model 663 and 673 are not available in 24" sections)
- Raised Ranch Panel Model 670**
All colors
Decorative Windows p28
Ranch Windows p30
- Raised Standard Panel Model 680**
All colors
Decorative Windows p28
Standard Windows p31
- Sculptured Raised Panel Model 690**
All colors
Decorative Windows p28
Standard Windows p31


For more details on wood grain colors, see pg 22-23.



A **Full Thermal Break** is used in the tongue-and-groove construction of all 600 series doors. This rigid vinyl extrusion seals the joints and eliminates metal-to-metal contact, which limits the transfer of temperature.



Available Colors



Polar White



Almond



Sahara Tan



Sandstone



Brown

2400 Series

Superior Craftsmanship.

The 2400 Series is a high quality, low maintenance line of garage doors designed to add distinction to any home. Experience the look of deeply embossed wood grain with the strength and durability of 24 gauge galvanized steel. The 2400 Series offers the look of wood without the worry of warping, cracking, or rotting.

The 2400 Series carries a Limited Lifetime Warranty as well as a full range of options including glazing, pre-finished color, and window style. Also available is an upgrade to energy efficient insulation with the 2410L, 2460L, 2461L, 2470L and 2480L models. Adding beauty and value to your home has never been so easy!

2400 Series / 2" thick / R-7.45 available



2470 in sahara tan with prairie windows



2460 in polar white with 6-pane windows, hinges and handles



2480 in almond



Flush Model 2410/2410L*
Decorative Windows p28
Carriage Windows p29
Ranch Windows p30
TL Windows p30
Standard Windows p31



Ribbed Short Panel Model 2460/2460L***
Decorative Windows p28
Carriage Windows p29
Model 2472/2472L*
Decorative Windows p28
Ranch Windows p30
Model 2482/2482L*
Decorative Windows p28
Standard Windows p31



Recessed Short Panel Model 2461/2461L***
Decorative Windows p28
Carriage Windows p29
Model 2471/2471L*
Decorative Windows p28
Ranch Windows p30
Model 2481/2481L*
Decorative Windows p28
Standard Windows p31



Raised Ranch Panel Model 2470/2470L*
Decorative Windows p28
Ranch Windows p30



Raised Standard Panel Model 2480/2480L*
Decorative Windows p28
Standard Windows p31




Insulated Laminate Back (L) - inside view



Tongue-and-groove construction is used in the manufacturing of all 2400 series doors. The door shown includes optional polystyrene insulation panel. (exterior cross section view)

* L indicates energy efficient insulated laminate back option
** indicates panel is not available in 18" sections

Available Colors



Polar White



Almond



Sahara Tan



Sandstone



Brown



2560 in sandstone with 6-pane double arch windows

2500 Series

2500 Series / 2" thick / R-7.45 available

Exceptional Value.

The 2500 Series is an attractive garage door line that combines the strength and durability of 25 gauge galvanized steel with the handsome appearance of natural wood grain. Built economically without sacrificing quality, the 2500 Series is an unmistakable value that will complement the appearance of any home.

The 2500 residential garage door series is engineered to offer beauty, practicality and affordability. An upgrade to energy efficient insulation is also available with the 2560L, 2561L, 2570L and 2580L models. As always, our doors are backed by a Limited Lifetime Warranty against rust through, warping or cracking.



2570 in polar white with sunset windows



2561 in almond with 6-pane windows



2580 in polar white with cascade windows



Ribbed Short Panel**
Model 2560/2560L*
 Decorative Windows p28
 Carriage Windows p29
Model 2572/2572L*
 Decorative Windows p28
 Ranch Windows p30
Model 2582/2582L*
 Decorative Windows p28
 Standard Windows p31



Recessed Short Panel**
Model 2561/2561L*
 Decorative Windows p28
 Carriage Windows p29
Model 2571/2571L*
 Decorative Windows p28
 Ranch Windows p30
Model 2581/2581L*
 Decorative Windows p28
 Standard Windows p31



Raised Ranch Panel
Model 2570/2570L*
 Decorative Windows p28
 Ranch Windows p30



Raised Standard Panel
Model 2580/2580L*
 Decorative Windows p28
 Standard Windows p31



Insulated Laminate Back
 (L) - inside view



Tongue-and-groove construction is used in the manufacturing of all 2500 series doors. The door shown includes optional polystyrene insulation panel. (exterior cross section view)



* L indicates energy efficient insulated laminate back option
 ** indicates panel is not available in 18" sections

Bi-Directional Wood Grains



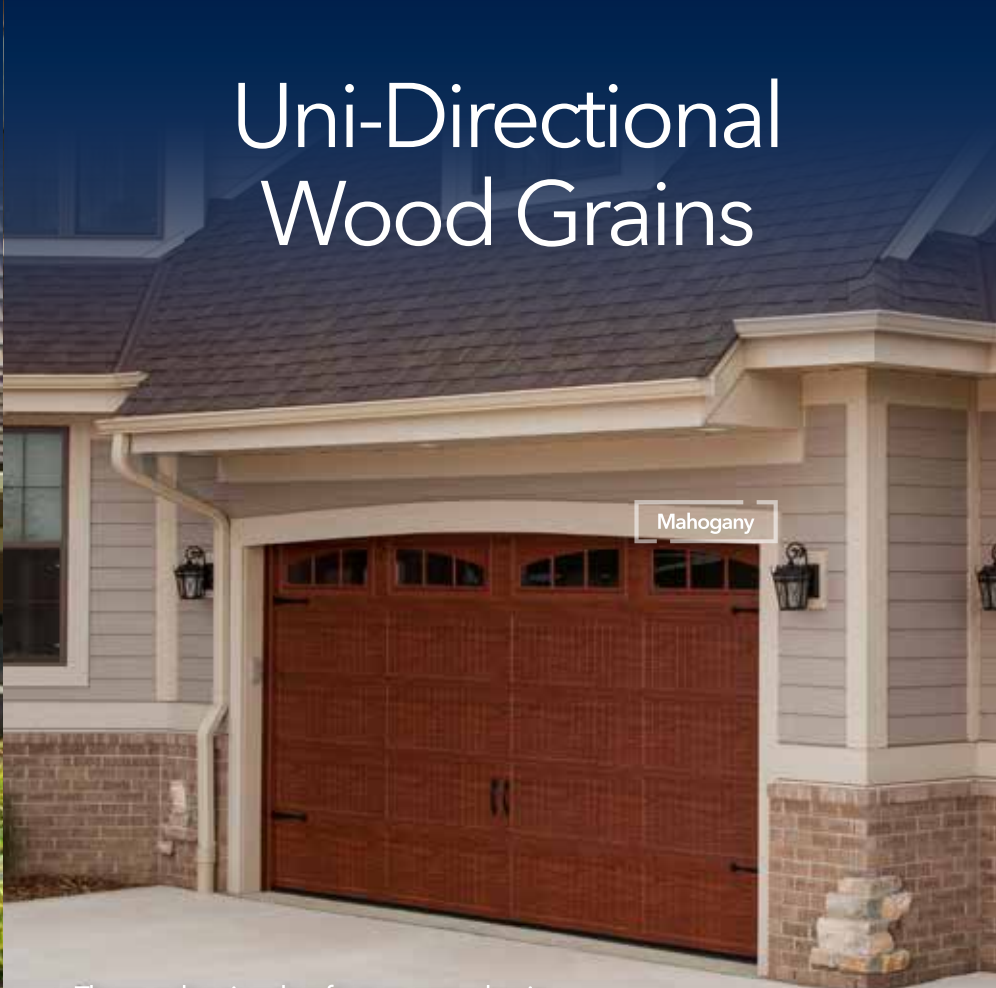
- A vertical wood grain pattern on the panel and stile contrasting with a horizontal pattern on the rails creates the appearance of a real wood door.
- The pre-painted wood grain finish is baked on to ensure a durable, long lasting door, and feature a 10 year finish warranty.
- Built with 26 gauge galvanized steel that features a light stucco embossment.
- Available in all insulated steel models with a stamped panel.

Available Bi-Directional Colors





Ash Bi-Directional Pattern

Uni-Directional Wood Grains



- These authentic colors feature a wood grain pattern that runs horizontally to compliment any of our insulated steel models.
- The pre-painted wood grain finish is baked on to ensure a durable, long lasting door, and feature a 10 year finish warranty.
- Built with 26 gauge galvanized steel that features a wood grain embossment.
- Available in all insulated steel models.

Available Uni-Directional Colors



Ash Uni-Directional Pattern

Due to the printing process, colors may vary. For an accurate color match, contact your Haas Door dealer for a metal color selector.

WOOD COLLECTION

Wood Collection

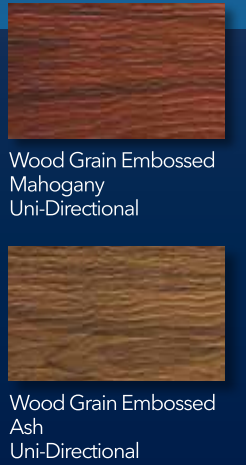
The Beauty of Wood Without the Maintenance.

Haas Door's wood grain doors are available in a baked on custom finish that gives you the exact appearance of real wood. Crafted from 26 gauge, galvanized steel, all of this beauty comes without the maintenance of wood or fiberglass and is covered by our Limited Lifetime and 10 Year Finish warranties.

American Walnut, English Oak, Ash and Mahogany are available on our 600, 700 and 2000 series residential doors. Uni-directional patterns are wood grain embossed. While bi-directional patterns have a light stucco embossment.

All four wood grain color options are also available in the American Tradition Series. These colors are wood grain embossed.

With the Haas Door Wood Collection, no one will know the difference unless you tell them.




Wood Grain Embossed Mahogany Uni-Directional

Wood Grain Embossed Ash Uni-Directional




English Oak

Panel Options



Flush



V-Groove



Ribbed Short Panel



Recessed Short Panel



Ribbed Long Panel



Recessed Long Panel



Raised Ranch Panel



Raised Standard Panel



Sculptured Raised Panel

Steel Color Options

Bi-Directional Wood Grain (not available in 2400 & 2500 series)



American Walnut
Stucco Embossed



English Oak
Stucco Embossed



Ash
Stucco Embossed



Mahogany
Stucco Embossed


Uni-Directional Wood Grain (not available in 2400 & 2500 series)



American Walnut
Wood Grain Embossed



English Oak
Wood Grain Embossed




Ash
Wood Grain Embossed



Mahogany
Wood Grain Embossed

Premium (not available in 2400 & 2500 series)




Trinar® White*



Trinar® Beige*




Trinar® Brown*



Cool Black**

*Trinar® colors carry a 35 year finish warranty, making them ideal for projects that require lasting durability and beauty.
**Cool Black includes a cool chemistry paint finish but is not recommended for projects with extreme exposures to heat and light.

Standard



Polar White



Almond



Sahara Tan



Sandstone




Brown




Gray
(not available in 2400/2500)



Bronze
(not available in 2400/2500)



Hunter Green
(not available in 2400/2500)



Charcoal
(not available in 2400/2500)

Due to the printing process, colors may vary. For the most accurate color match, see your Haas Door dealer for a metal color selector.

Residential Warranty & Product Gauge Information

5000 Series

Insulated 24 Gauge Aluminum
Lifetime Delamination Warranty
6 Year Hardware Warranty
3 Year Spring Warranty
1 Year All Other Components

Residential Aluminum 360 Series

0.65" Minimum Aluminum Tubular Extrusion
6 Year Hardware Warranty
5 Year Finish Warranty
3 Year Spring Warranty
1 Year All Other Components

2400 Series

24 Gauge Galvanized Steel
Lifetime Rust-through Warranty
6 Year Hardware Warranty
3 Year Spring Warranty
1 Year All Other Components

American Tradition™ Series

Insulated 26 Gauge Galvanized Steel
Lifetime Delamination and Rust-through Warranty
6 Year Hardware Warranty
5 Year Overlay Warranty
3 Year Spring Warranty
1 Year All Other Components

2000, 700, 600 Series

Insulated 26 Gauge Galvanized Steel
Lifetime Delamination and Rust-through Warranty
6 Year Hardware Warranty
3 Year Spring Warranty
1 Year All Other Components

2500 Series

24 Gauge Nominal Galvanized Steel
Lifetime Rust-through Warranty
3 Year Hardware Warranty
3 Year Spring Warranty
1 Year All Other Components

Wood Grain Steel Color Option

10 Year Finish Warranty


Wind Load

Haas garage doors are available in a wide range of design pressures for wind load requirements. Contact your local dealer for more information about wind load requirements in your area.



Advanced Paint System

All Haas garage doors include a three-tier, corrosion resistant protective finish with a polyurethane primer and a durable polyester finish coat on the interior and exterior. Haas Door's paint thickness is one of the highest in the industry.



Aluminum



Steel


Weather Seal

All Haas garage doors include a heavy vinyl bottom weather seal that seals out the elements and repels the most hostile weather conditions.



Accessories

Optional decorative hardware is available on most models.



Hinges (optional)



Handles (optional,
standard on 900 series)



Black nylon, white nylon,
10 ball steel roller



Powder Coated Hardware Options



SelectView Options


SelectView by Haas Door allows you to break out of the mold of a traditional garage door by placing windows in multiple patterns dependent on the window openings you desire. Whether you desire a modern take on a wood grain door or wish to match the window pattern to an entrance door, SelectView makes it easy to create a unique garage door window pattern to complement the style of your home or create a unique look.

Carriage House Options



- Add windows to a flush door to create a modern, custom look to fit your home or business.
- Available in Flush (10) models.
- Available with Decorative glass, Specialty glass & inserts.
- Largest glass window size - 39 7/16" x 13 7/16".

(Possibilities shown below, many more available)




TL Options




- Take the ordinary residential or commercial door to extraordinary.
- Available in Flush, V-Groove, and Ribbed Steel models.
- Commercial Ribbed Steel: 24" x 6" and 24" x 12" window sizes, black frame – All other series: 25" x 12" and 24" x 6" window sizes, large window frame matches door color.

(Possibilities shown below, many more available)




Standard Options



- Mix windows & standard panels for a unique look.
- Available in Standard (80 & 90) stamped panel models.
- Available with Decorative glass, Specialty glass & inserts.
- 18 3/8" x 11 3/8" window size for 800, 2000, 700 and 600 Series – 17 3/8" x 11 3/8" window size for 2400, 2500 and Commercial Ribbed Steel Series.

(Possibilities shown below, many more available)




SelectView Options (continued)

Ranch Options



- Create curb appeal with windows and panels.
- Available in Ranch (70) stamped panel models.
- Available with Decorative glass, Specialty glass & inserts.
- 39 3/8" x 11 1/2" size window.

(Possibilities shown below, many more available)



Glass Options

Insulated



Non-Insulated



Additional Residential Aluminum Non-Insulated



Decorative Glass Window Options

Carriage House Series (not available in 18" sections)

5210
2010, 2060, 2061, 2063, 2064
3/4" Insulated - Clear/Clear, Aqua/Clear, Rain/
Clear, Clear/Frosted, Aqua/Frosted, Rain/Frosted

5710
710, 760, 761, 763, 764
610, 660, 661, 663, 664
1/2" Insulated - Clear/Clear, Aqua/Clear, Rain/
Clear, Clear/Frosted, Aqua/Frosted, Rain/Frosted

2410, 2460, 2461
2560, 2561
1/8" Tempered - Clear, Aqua, Rain




Ranch Series

5210, 5270
2010, 2070, 2071, 2072, 2073, 2074
1/2" Insulated - Clear/Clear, Aqua/Clear, Rain/
Clear, Clear/Frosted, Aqua/Frosted, Rain/Frosted

5710, 5770
710, 770, 771, 772, 773, 774
610, 670, 671, 672, 673, 674
1/2" Insulated - Clear/Clear, Aqua/Clear, Rain/
Clear, Clear/Frosted, Aqua/Frosted, Rain/Frosted

2410, 2470, 2471, 2472
2570, 2571, 2572
1/8" Tempered - Clear, Aqua, Rain




Standard Series

5210, 5280
2010, 2080, 2081, 2082, 2090
1/2" Insulated - Clear/Clear, Aqua/Clear, Rain/
Clear, Clear/Frosted, Aqua/Frosted, Rain/Frosted

5710, 5780
710, 780, 781, 782, 790
610, 680, 681, 682, 690
1/2" Insulated - Clear/Clear, Aqua/Clear, Rain/
Clear, Clear/Frosted, Aqua/Frosted, Rain/Frosted

2410, 2480, 2481, 2482
2580, 2581, 2582
1/8" Tempered - Clear, Aqua, Rain




Window Options

Carriage House Series (not available in 18" sections)

5210
2010, 2060, 2061, 2063, 2064
3/4" Insulated Tempered

5710
710, 760, 761, 763, 764
610, 660, 661, 663, 664
1/8" Tempered
1/2" Insulated Tempered

2410, 2460, 2461
2560, 2561
1/8" Tempered




Window Options

Ranch Series

5210, 5270
2010, 2070, 2071, 2072, 2073, 2074
1/2" Insulated Tempered

5710, 5770
710, 770, 771, 772, 773, 774
610, 670, 671, 672, 673, 674
1/8" Tempered
1/2" Insulated Tempered

2410, 2470, 2471, 2472
2570, 2571, 2572
1/8" Tempered





TL Series

5210, 5212
2010, 2012
3/4" Insulated Tempered - Clear/Clear
Frame available in all door colors

5710, 5712
710, 712
610, 612
1/2" Insulated Tempered - Clear/Clear
Frame available only in Black

2410, 2410L
1/8" Tempered - Clear
Frame available only in Black




Window Options

Standard Series

5210, 5280
2010, 2080, 2081, 2082, 2090
1/2" Insulated Tempered

5710, 5780
710, 780, 781, 782, 790
610, 680, 681, 682, 690
1/8" DSB - Clear, Frosted
1/2" Insulated Tempered

2410, 2480, 2481, 2482
2580, 2581, 2582
1/8" DSB - Clear, Frosted



Haas Door is Committed to Quality.

As a member of the Door and Access Systems Manufacturers Association (DASMA), Haas Door is committed to industry standards for quality and safety. In addition to these guidelines, Haas Door has developed its own quality assurance procedures.

Each raw material used in the manufacturing process is inspected daily for quality assurance. Steel used on the inside and outside skins is checked for accuracy in thickness and finish. The insulation material, a high density CFC/HCFC-free polyurethane foam, is tested continuously on each production line to ensure that the correct density, blend of material, cure time and calculated R-values are achieved.

Samples of manufactured doors are tested for quality and durability. Doors are cycled tens of thousands of times to test the performance and endurance of the sections, hinges, springs, cables, rollers, bottom seals, and track. Strength is measured using two separate tests. Individual sections are subjected to a dead load test, and complete doors are wind load tested. This ensures that Haas garage doors will meet wind load requirements for building codes across the country.

Haas continues to perform testing outside of the manufacturing facility, as both prototype and current doors are installed in various locations and monitored for durability. External labs are also used to test specific components to ensure quality standards.

Quality people and quality products are what make Haas Door the best garage door manufacturer in the industry. Open the door to endless possibilities!



Environmental Responsibility

Haas Door Company manufactures all garage doors in the U.S. and is committed to providing quality products that are safe for our customers and to the environment. Haas garage doors are made from steel that contains 80% recycled material. A plastic thermal break, made with recycled materials, separates each door section to eliminate metal-to-metal contact and the transfer of temperature. Haas also uses CFC/HCFC-free polyurethane insulation, which results in some of the most energy-efficient doors on the market. Good for the environment and saves energy!

Haas Door has also implemented an ongoing improvement plan to gain efficiency and reduce waste, including a recycling program for scrap metal, cardboard and plastic. Many suppliers are regional, which minimizes fuel costs, and material packaging is reused or recycled whenever possible.





Rev. 3.6
©Haas Door 2019

320 Sycamore
Wauseon, OH 43567

haasdoor.com



open the door to
endless possibilities